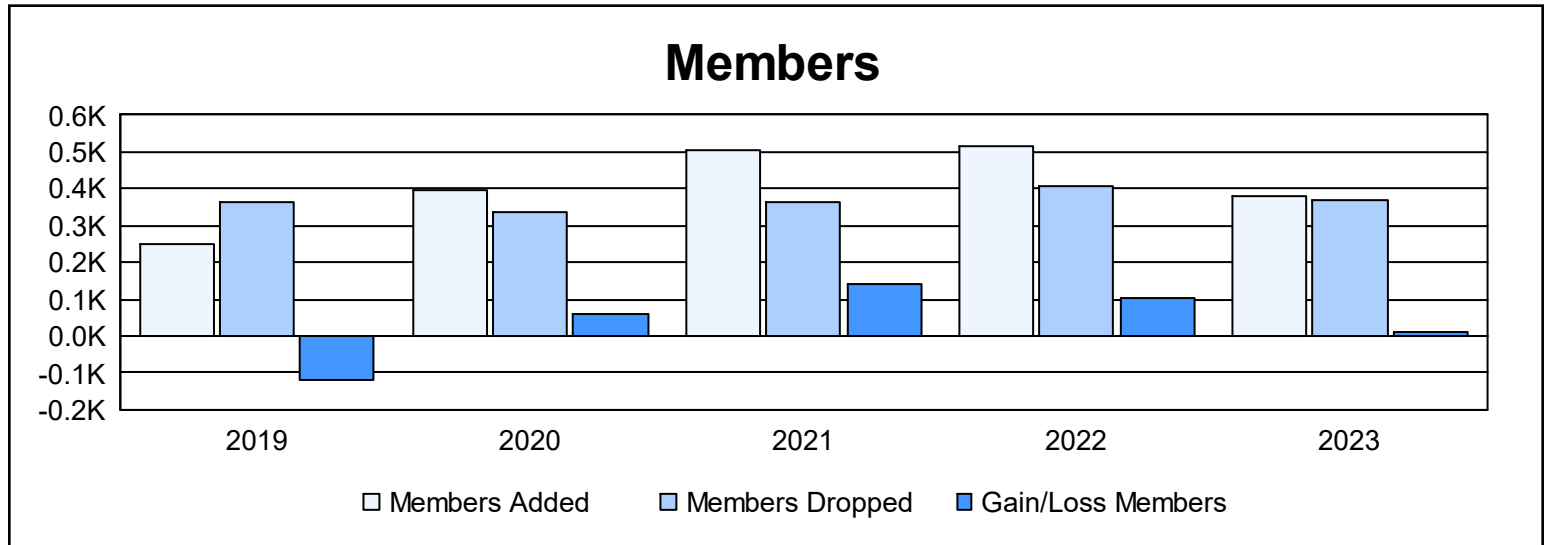
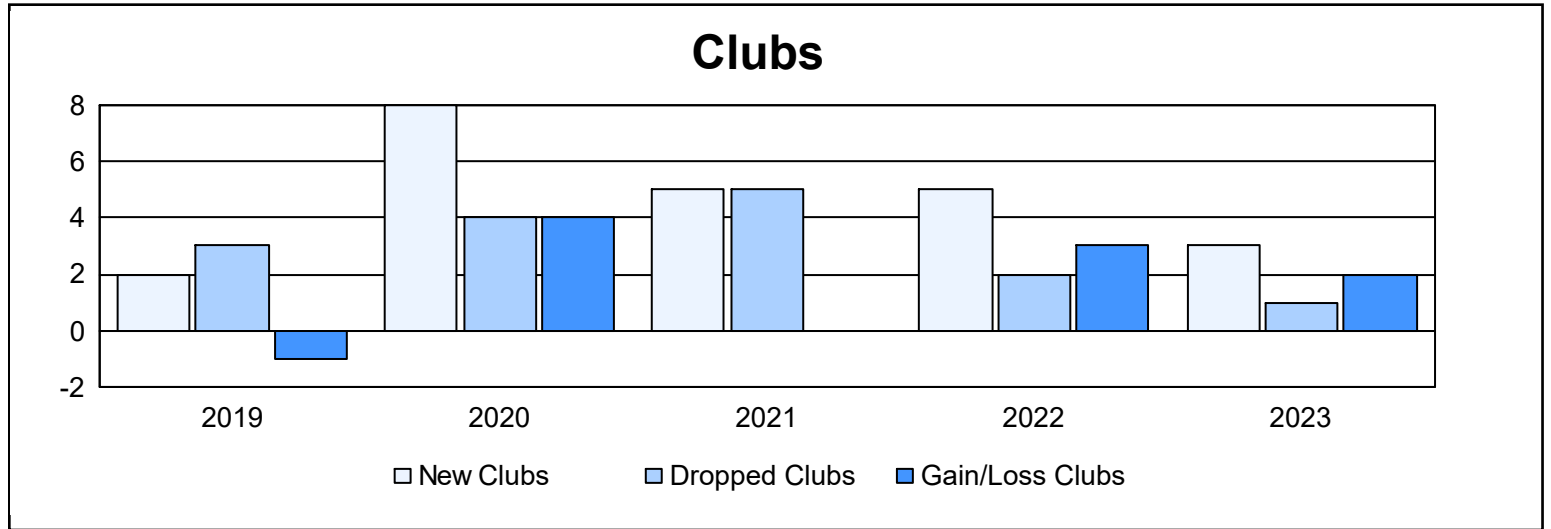
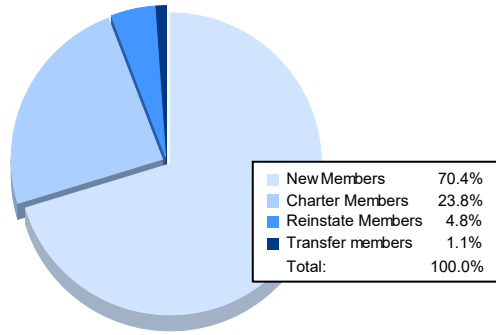


| Year | New Clubs | Dropped Clubs | Gain/ Loss Clubs | New Members | Charter Members | Reinstate Members | Transfer Members | Total Member Added | Total Members Dropped | Gain/ Loss Members |
|----------------|-----------|---------------|------------------|-------------|-----------------|-------------------|------------------|--------------------|-----------------------|--------------------|
| 2018-2019 | 2 | 3 | -1 | 179 | 48 | 8 | 14 | 249 | 366 | -117 |
| 2019-2020 | 8 | 4 | 4 | 184 | 189 | 13 | 8 | 394 | 337 | 57 |
| 2020-2021 | 5 | 5 | 0 | 342 | 139 | 17 | 8 | 506 | 365 | 141 |
| 2021-2022 | 5 | 2 | 3 | 310 | 137 | 58 | 8 | 513 | 409 | 104 |
| 2022-2023 | 3 | 1 | 2 | 266 | 90 | 18 | 4 | 378 | 368 | 10 |
| Average | 5 | 3 | 2 | 256 | 121 | 23 | 8 | 408 | 369 | 39 |



Membership Composition June 2023 Cumulative



Gender Composition June 2023 Cumulative

